




Latch Performance Tester





LPT: Adjustable Latch Test Bench




Special features:

- Programmable Liner Drive
 - Semi-static
 - Slams
- Travel Measurement
- Force Measurement
- Sound Recording



920394844843902309545666674572039480209
009842098097654764576559490376766778503948
0932844202039
9047327890543
3901920129333
0496855803498
1431141331115
5894304922234
543288999753
5423905994501
5389147389147
7212203849357
5329534853295
6765235457814
METROLOGY

LPT: Adjustable Latch Test Bench




Special features:

- True Door Rotation
- X-Y Displacement during engagement



LPT: Adjustable Latch Test Bench



Special features:

- Adjustable in 3 Dimensions
- Universal Latch mount Templates

